

J.J. College of Arts and Science (Autonomous)

J.J. Nagar, Sivapuram Post, Pudukkottai – 622 422

Internal Quality Assurance Cell

Students Feedback on Overall Institutional Performance (2020 – 2021)



November 2020

J.J. College of Arts and Science (Autonomous)
Students Feedback on Overall Institutional Performance (2018 – 2021 Batch)

Analysis Report

Department of Biotechnology

1. It can be clearly seen from the students' feedback that the students are well satisfied with the curriculum development and revision. 26% of students felt that the present curriculum is excellent and about 28% felt justified and think that the present curriculum is on par and pace with the current global knowledge demand. Altogether 12% of students felt that the curriculum is average and good. Only 4 in 100 students felt that the introduction of new courses is needed to meet the international standard of curriculum that should strive the way to build concrete skills needed to be an effective professional leader and global citizen.
2. 18% students commented that the subjects were relevant to job and future aspirations thus indicating that this curriculum provides larger scope for employability. 41% students felt that the syllabus is good but should have more approach to competitive exams like UPSC, TNSC, etc. Few students to about 8% felt satisfied with the curriculum. Around 2% and 1% of the students considered the curriculum to be average and poor respectively which suggested that curriculum should have still more practical approach especially in science faculty for the students to acquire the required skills required for more employability and entrepreneurship.
3. 20% of the students felt that the Value Added Education courses is excellent and provided additional learner centric graded skill oriented technical training. Around 40% felt that courses offered are good and meets the objective of improving the employability skills of students. 7% felt satisfied with the courses in providing the students an understanding of the expectations of industry. 2% students felt the courses offered are average and more steps should be taken to improve employability skills of students and to bridge the skill gaps to make them industry ready. Only 1% felt that the courses are poor and suggested to provide an opportunity to students to develop inter-disciplinary skills.
4. Around 21% of the students felt the ambience of the classroom to be excellent and healthy and provided relevant content, clear learning goals and opportunities to build social skills, and strategies to help students succeed. Another 37% measured the ambience to be good where the students adopt effective learning process. 7% of the students were happy and satisfied with the ambience. Remaining 4% and 1% thought that the ambience is average and poor respectively and suggested that the environment of the classroom needs to be improved a lot and transform the experience of the students. Many felt that the class room space is not enough to accommodate large groups of students.
5. 36% of the teachers as mentioned by the students were regular, prepared their class well, used adequate audio-visual aids, and communicated effectively and excellently. About 25% of them found



the teachers to be good and approachable who encouraged students to participate in various academic and extracurricular activities. 5% felt happy and satisfied with the performance of the teachers. Only 4 students out of 100 felt that the performance of the teachers were average and needed more interactive sessions.

6. 15% of the students felt the usage of ICTs by teachers were excellent. The other 43% felt it to be good and could be a solution for motivating the students due to the wide possibilities for presenting related to Science and Technology. 8% were satisfactory but expressed the need for more ICT facilities like additional Smart Classes, and Wi-Fi range.
7. 18% of students strongly agreed that high level of fairness is maintained during the CIA evaluation and semester examination. 37% felt that the evaluation process is good wherein fairness is upheld. 7 students out of 100 felt that the process is satisfactory, while 6 students felt unsatisfied and considered it to be only average. Only 2% of the total students felt that fairness of evaluation was poor because of strictness involved in it. The ratio is negligible and hence, cannot not been considered as a point.
8. 18% of the students felt that the organization has excellent counselling system that can give feedback, encourage further questioning, validate self-awareness and responsibility, and support students until self-confidence is secure again. 35% felt happy with the system and considered good for the students, while 10% felt satisfied with no major faults. 5% of the students regarded the system to be average that could be improved in an ever better level and the remaining viewed it as poor.
9. Majority of the students (35%) told that guest lecture programme, seminars, workshops, conference etc. had been excellently organized by the institution. Many felt that *guestlectures* enabled them in enriching the latest updates regarding avenues for higher studies and jobs as well as the *need* of the industry. 27% of the students felt that *such programs* can open up a *student's* eyes to job prospects they never saw possible before and rated it to be a good feature. The remaining 5% rated the programs as average or poor and felt that hands-on experience is needed individually.
10. Being the core of scientific research and education, the Department of Biotechnology was regarded as excellent in terms of the availability and the utility of research activities, by 24% of students. Furthermore, 39% felt that the facilities were good. 4% students felt satisfied with the students given the freedom to be in lab till their research or experiments get completed. It is that the laboratory schedule is not enough to perform the experiments completely with proper results.
11. Almost all the students were involved in at least one of the outreach programme or extension activity. 19% of students felt that it provided them excellent opportunity to serve the society and to build rapport with the public. 32% of the students rated the programs as good and felt that the students developed social values, widespread their responsibilities and knowledge in societal issues and



problems by making them to involve with the community people. 11% students regarded the programs as satisfactory, while 6 % and 2% regarded it as average and poor respectively.


12. 16% of the students gave positive responses and considered to be the best in terms of the availability of digital resources. 40% felt it to be good. 5% of students felt the facilities to be satisfactory and average. Only a few students (4%) gave negative feedbacks and felt that there must be at least four computers in the department for easy accession.
13. Science laboratories are the backbone of teaching practical activities. It is very difficult to teach as well as learn science practical activities in the absence of science laboratories. Learning science greater and the understanding level is best when students are involved in the science laboratory for practical experiments and library and reprographic facilities for learning. Majority of the students (32%) gave a positive feedback and rated them as excellent. 30% rated them good and that updation or recent edition is necessary in the case of library and reprographic facilities. 4% of students felt that it was satisfactory and suggested that more number of journals has to be subscribed by the college. Out of the remaining, 3% and 1% rated it as average and poor respectively.
14. 24% of the students expressed that scholarships and freeships provided by the institution was excellent probably because old student concession of Rs 5000 is being provided. 30% rated them as good and 7% as satisfactory. Only a mere, 4% and 5% regarded the scholarships and freeships as average and poor.
15. 20% students felt that the Placement, Capacity Development & Skill enhancement activities organized were excellent and gave them a platform to expose and develop entrepreneurial skills which helped them identify their potential. Around 34% felt it as a good area where further improvement is required. The same was reflected in another 9% who rated it as a satisfactory one. 5% and 2% of students rated the activities as average and poor. This can be addressed if the placement cell invites a board spectrum of recruiters.
16. The institution has a transparent mechanism for timely *redressal of student grievances including sexual harassment and ragging cases*. This was reflected through the students 20% of students who felt it to be excellent. 32% agreed that redressal of student grievances including harassment and ragging cases was good as the concerned cell is performing well were no cases were reported for ragging and related issues. 11% and 5% rated it as satisfactory and average respectively. Only a meagre (2%) considered the point as poor.
17. 26% of students expressed that the sports and cultural events organized in the institution provide them opportunities to interact with their peers and formed new connections and rated it as excellent action by the institution. 29% felt that the action was good as they considered that they stumbled upon new people and built their network while organizing any event. 12% felt the action to be satisfactory as it




gave the young brains a platform to showcase their innovative ideas and compete with their peers. The rest of them considered it to be either average or poor which is negligible as both the sports and cultural events is being conducted well.

18. 27% of the students felt the department and administration is excellent in providing help keeping in mind that students need it whenever required to them. 37% felt that helpful attitude of administrators and faculty members were good and the other 5% accepted it to be either satisfactory or average.
19. The institution seemed to have a favourable stand for gender equality. Promotion of gender equity is excellently done as rated by 18% of students. 41% rated that the perpetuation of gender equity was good and the other 8% considered it to be average.
20. Majority of the student strongly agreed that a green campus is a place where environmental friendly practices and education system jointly promote sustainable and eco-friendly ambiance in the campus and the institution strives for it. About 29% felt that the initiative by the institution to keep it green and eco-friendly is good. Only few students felt much more improvement is needed in maintaining the campus.




Dr. J. PARASURAMAN, M.A., M.B.A., M.C.A.,
M.Phil., B.Ed., Ph.D.
PRINCIPAL
J.J. College of Arts and Science
(Autonomous)
J.J. Nagar, Sivaparam Post,
PUDUKKOTTAI-622 422


Dr. G. MANIGANDAN, Ph.D., SET, NET
Head, Department of Biotechnology
J.J. College of Arts and Science (Autonomous)
Pudukkottai - 622 422

J.J. College of Arts and Science (Autonomous)
Students Feedback on Overall Institutional Performance (2018 – 2021 Batch)
Analysis Report
Department of Microbiology


1. 68% of students recommended that the updation of Curriculum periodically by introducing new courses were excellent and none of the students denied it.
2. 78% of students recommended that Courses in the Curriculum are excellently suitable for Employability / Entrepreneurship / Skill development and remaining students were felt satisfied.
3. 72% of students put forwarded that the Skill oriented / Value added courses offered by the Department were excellent and 5% of students were satisfied with the courses offered.
4. 76% of students preferred that the ambience of the classroom healthy is good and 12% of students were felt satisfied.
5. 56% of students encouraged that the teacher prepare for the classes and communication is excellent and 28% of students felt it is good.
6. 14% of students propounded that usage of ICT facilities by the teachers were excellent and 59% of students felt amusing.
7. 78% of students replied that the evaluation method followed for CIA & Semester Examinations were good and 5.6% of students felt satisfied.
8. 42% of students responded that the Mentoring & Counselling System were good and 23% of students suggested it was satisfactory.
9. 30% of students countered that the effectiveness of Guest Lecture Programme / Seminars / workshops / Conferences etc. organized were excellent and 48% of students felt blissful.
10. 21% of students acknowledged that availability & utility of equipment for research activities were excellent and 48% of students felt it was good.
11. 51% of students observed that the extension and outreach programmes conducted by the institution were good and 14% of students found it is in average.
12. 24% of students urged that availability of Digital Resources - Computer/Internet /Smart class Room with ICT Facility / Wi-Fi were excellent and 42% of students replied it is good.
13. 35% of students answered that the Laboratory, Library and Reprographic facilities were excellent and 21% of students felt delighted.
14. 36% of students replied that the Scholarship & Freeships provided by the Institution were good and 18 % of students felt it was satisfactory.
15. 31% of students exhorted that the Placement, Capacity Development & Skill enhancement activities organized were good and 18% of students answered it was upto the mark.



16. 35% of students preferred that the redressal of student grievances including Harassment and ragging cases were excellent and 36% of students renounced it is good.
17. 28% of students observed that the Sports and Cultural events / Competitions organized in the Institution were excellent and 35% students considered it is good.
18. 34% of students recognized that the helpful attitude of administrators & faculty members were excellent and 37% of students replied it as good.
19. 36% of students recommended that the Gender equity are excellent and none of them refused it.
20. 28% of students accepted that the campus was clean, green and eco – friendly and 46% of students perceived it as good.


Dr. P. JEEVAN, M.Sc., M.Phil., Ph.D
Head, Department of Microbiology,
J.J. College of Arts & Science (Autonomous)
J.J. Nagar, Sivapuram (Post),
Pudukkottai - 622 422.




Dr. J. PARASURAMAN, M.A., M.B.A., M.C.A.,
M.Phil., B.Ed., Ph.D.
PRINCIPAL
J.J. College of Arts and Science
(Autonomous)
J.J. Nagar, Sivapuram Post,
PUDUKKOTTAI-622 422


J.J. College of Arts and Science (Autonomous)
Students Feedback on Overall Institutional Performance (2018 – 2021 Batch)
Analysis Report


Department of Biochemistry

The student's feedback on overall performance of our department has been analyzed by our department faculty members. We have obtained the response as good from 51.75% of students, excellent from 28.75 % of students, satisfactory from 9.5% of students, average from 8.75% of students and poor from 1.25% of students from this feedback analysis.

From the overall performance, we could infer that the students were extremely satisfied towards the mentoring and the counseling system. Also the usage of the ICT facilities by the teachers was up to the mark and henceforth the response received from the students were observed to be positive. Our students have benefited to a great extent by making use of the sophisticated facilities available in the laboratory. Hence they have given good response towards that. Our students were extremely satisfied regarding the extension and outreach programmes conducted by the institution (NSS / RRC / YRC /WEW), Sports and Cultural events / Competitions organized in the Institution. Almost all the students are satisfied with the curriculum development which promotes the students to develop within them the Employability / Entrepreneurship skills.

The expectations of the students is still more in the curriculum development in such a way that it would pave way for the development of the employability skills within the students. Also the students wish to have little more sophisticated instruments in the laboratory. So in future we would take into consideration these issues while developing the curriculum and also pay more attention towards the promotion of research.


Mrs. S. KANITHA, M.Sc., M. Phil.,
Assistant Professor & Head
DEPT. OF BIO-CHEMISTRY
J.J COLLEGE OF ARTS & SCIENCE
PUDUKKOTTAI



Dr.J.PARASURAMAN, M.A., M.B.A., M.C.A.,
M.Phil., B.Ed., P.h.D.
PRINCIPAL
J.J.College of Arts and Science
(Autonomous)
J.J.Nagar, Sivaparam Post,
PUDUKKOTTAI-622 422

J.J. College of Arts and Science (Autonomous)
Students Feedback on Overall Institutional Performance (2018 – 2021 Batch)
Analysis Report
Department of Botany

1. All the students (100%) were satisfied with the curriculum that has been updated periodically by introducing new courses.
2. 100% of students accept that courses in the curriculum were suitable for employability, Entrepreneurship/ Skill development.
3. Most of the students (97.1%) were accepting and high rating that skill oriented / value added courses offered by our Department.
4. All of the students were satisfied that the ambience of the classroom in health.
5. All of the students were satisfied with the teacher preparation for the classes and was appropriately communicated.
6. Usage of ICT facilities by the teachers was accepted 100% was given by the students.
7. Most of the students (94.1%) were satisfied with fairness of evaluation method followed for CIA & Semester Examination.
8. Most of the students (97%) were satisfied with mentoring & counseling system.
9. All the students (100%) accept that effectiveness of guest lecture Programme/ Seminars/ Workshops/ Conferences etc. were effectively organized.
10. Most of the students (94.1%) agreed that availability and utility of equipment's for search activities.
11. All the students (100%) were accepted that extension and outreach programme like NNS, RRC, YRC and WEM were conducted by the institution.
12. All the students were acknowledged the first rank for the availability of digital resources – computer/ internet/ smart class room with ICT facility/ Wi-Fi.
13. 100% students felt that laboratory, library and reprographic facilities were good.
14. 91.1% of students responded that scholarships and free ships provided by the institution were average.
15. All the students were satisfied with placement, capacity development and skill enhancement activities organized.
16. 94.1% of students commented that the placement, capacity development and skill enhancement activities organized.
17. 100 % of students responded that the sports and cultural events/ competitions organized by the institution were satisfied.



18. Most of the students (97%) were satisfied with the helpful attitude of administrators and faculty members.

19. 100% of students commented that promotion of gender equity was satisfied.

20. All of the students were pleased with the campus clean, green and eco-friendly.

Dr. M. Arumugam, M.Sc., M.Phil., B.Ed., Ph.D.
Assistant Professor &
Head, Dept. of Botany,
J.J. College of Arts and Science,
Sivapuram, Pudukkottai - 622 422,
Tamil Nadu, India.



Dr. J. PARASURAMAN, M.A., M.B.A., M.C.A.,
M.Phil., B.Ed., Ph.D.
PRINCIPAL
J.J. College of Arts and Science
(Autonomous)
J.J. Nagar, Sivapuram Post,
PUDUKKOTTAI-622 422

J.J. College of Arts and Science (Autonomous)
Students Feedback on Overall Institutional Performance (2018 – 2021 Batch)

Analysis Report

Department of Physics

1. Most of the students said that curriculum updated periodically relevant to the local/national/regional development is good. Some of the students have felt that the curriculum updated is Excellent and only few students have an opinion that the curriculum updated is significant
2. Most of the students said that the course provide opportunites to develop Entrepreneurial/Employability/Skill development is up to 52.2%.are Good Some of the students felt that an opportunities is above 18.8% are excellent and only few students have an opinion that an opportunities are marginally relevant.
3. Most of the students said that an opportunities provided to do skilled oriented and value added courses concurrently is upto 62.3%.are Good. Some of the students have felt that an opportunities provided to do skilled oriented/value added courses is above 21.7%.are Excellent and only few students have an opinion that an opportunity are rarely provided.
4. Most of the students said that the classroom environment is Good. Some of the students felt that classroom environment is Excellent and only few students have an opinion that classroom environment is moderate.
5. Most of the students said that the classroom preparation by the teacher is up to 62.3% are Good. Some of the students felt that classroom preparation by the teacher is above 21.7% Excellent and only few students have an opinion that the preparation is moderate.
6. Most of the students said that the ICT facilities are used by the teacher is Good. Some of the students have felt that the usage of ICT facilities are used by teacher is Excellent and only few students have an opinion that is moderate.
7. Most of the students said that evaluation of CIA and semester examination followed by the Institution is upto59.4% are Good. Some of the students have felt that CIA and semester examination followed by the Institutionis is above29.4% are Excellent and only few students have an opinion that enhance CIA and semester examination method are marginally relevant.
8. Most of the students said that the Institution followed by the mentoring and counselling systemis up to 62.3% are Good. Some of the students felt that the Institution followed by the mentoring and counseling system is above 13% are Excellent and only few students have an opinion that the opportunity are given rarely.




9. Most of the students said that the effectiveness of Guest lecture programmes/ seminars/ workshops/ conferences upto 50.7% are Good. Some of the students felt that effectiveness is above 11% are Excellent and only few students have an opinion that an effectiveness are moderate.
10. Most of the students said that the programmes provides opportunity to undergone research activity is upto 50.7% are Good. Some of the students said that an opportunity is up to 16% are Excellent and only few students have an opinion that an opportunity is moderate.
11. Most of the students said that the programmes provide an opportunity to undertake extension activities is above 52.2% are Good. Some of the students felt that an opportunity is upto 15.9% are excellent and only few students have an opinion that the rarely provided an opportunity.
12. Most of the students said that an E-Resources available in the Institution are helpful to enrich the knowledge of students up to 53.6%. Some of the students felt that an availability is above 14.5% and only very few students have an opinion that 20% opportunity are given.
13. Most of the students said that the facilities provided in the laboratory, Library and Reprographic are Good.. Some of the students felt that the facilities provided in the laboratory, Library and Reprographic are Excellent and only few students have an opinion that the facilities are moderate.
14. Most of the students said that an opportunity to provide scholarship is Good Some of the students felt that an opportunity is Excellent and only few students have an opinion that rarely provided.
15. Most of the students said that the Institution provide an opportunity to undergone Placement ,Capacity and skill enhancement is above 56.5% are Good. Some of the students felt that an opportunity is upto 18.8% are Excellent and only few students have an opinion that an opportunity are moderate.
16. Most of the students said the the Redressal committee in the Institution are helpful to the students is Good. Some of the students felt that an opportunity is Excellent and only few students have an opinion that an opportunity is moderate.
17. Most of the students said that the Institution provide an opportunity of the sports and cultural events and competitions are Good .some of the students felt that an opportunities are Excellent and only few students have an opinion that an opportunities are rare.
18. Most of the students said that helpful attitude of administrators and faculty members are helpful to enrich the knowledge of students are Good. Some of the students felt that the helpful attitude of administrators and faculty members are Excellent and only few students have an opinion that the opportunities are rare.
19. Most of the students said that the promotion of gender equity is above 62.3% is Good. Some of the students have that the promotion of gender equity is upto 15.9% are significant and only few students have an opinion that the promotion of gender equity is moderate.



20. Most of the students said that campus environment is Good. Some of the students felt that an environment is Excellent and only few students have an opinion that an environment is moderate

Tsh2-9

Dr. M.K. MURALI, M.Sc., M.Phil., Ph.D
HEAD AND ASSISTANT PROFESSOR,
P.G. AND RESEARCH DEPARTMENT OF PHYSICS
J.J. COLLEGE OF ARTS AND SCIENCE (AU),
J.J. NAGAR, SIVAPURAM



J.P.
Dr. J. PARASURAMAN, M.A., M.B.A., M.P.A.,
M.Phil., B.Ed., Ph.D.

PRINCIPAL
J.J. College of Arts and Science
(Autonomous)
J.J. Nagar, Sivapuram Post,
PUDUKKOTTAI-622 422

J.J. College of Arts and Science (Autonomous)
Students Feedback on Overall Institutional Performance (2018 – 2021 Batch)
Analysis Report
Department of Chemistry

In order to obtain feedback on Curriculum and course from the UG (2018-2021) and PG (2019-2021) batches, 97 students were issued a questionnaire schedule with 20 queries to be answered on a five point likert scale ranging from 'Excellent' to 'Poor'. We received 76 responses (78%). The responses as the following analysis will show is highly positive.

Question Number-1 is updating of Curriculum and 76 out of 29 students have chosen the options 'Excellent', 40 students have chosen 'Good', 02 students chosen 'Satisfactory', 02 students chosen 'Average' and 03 students chosen 'Poor'. This shows that the feedback is positive.

The Second factor is on suitability of curricula for employability/Entrepreneurship/skill development and 76 out of 22 students have chosen the options 'Excellent', and 48 have marked 'Good' 04 have marked 'Satisfactory' and 02 students chosen 'Poor'. This shows that the feedback is positive.

Question Number-3 is on the skill oriented/value-added courses offered by the Department. 40/76 of the respondents have marked 'Excellent' and 31 have marked 'Good'. 1 has chosen 'Satisfactory', 03 have chosen 'Average', 01 has chosen 'Poor'. So the feedback is positive.

The Fourth factor relates to the ambience of the classroom. Here too, 30/76 has ticked 'Excellent' and 39 have ticked 'Good'. 02 have ticked 'Satisfactory', 04 have ticked 'Average' 01 have ticked 'Poor'. The response is positive.

Question Number-5 is on teacher's preparation for the classes and communicative skills. 69 out of 76 have ticked one of the first two options 'Excellent' or 'Good'. 05 have ticked 'Satisfactory', 02 have chosen 'Average'. The feedback is positive.

The Sixth factor is on use of ICT facilities by the teachers. 73/76 has a positive opinion either 'Excellent' or 'Good'. 03 have chosen 'Average or Poor'.

Question No.7 is on fairness of valuation methods. 73 out of the 76 respondents have ticked 'Excellent' or 'Good'. 03 have ticked 'Satisfactory or Average'. So the feedback is positive.

The Eighth factor is about the mentoring and counseling system. 72/76 has selected 'Excellent' or 'Good'. 01 has chosen 'Average' 03 have chosen 'Poor', which shows a positive response.

Question Number-9 is on effectiveness of guest lecture programmes/ seminars/ workshops/ conferences etc. Here to 73/76 have chosen one of the first two options 'Excellent' or 'Good'. 01 student has ticked 'Satisfactory', 01 has chosen 'Average', 01 has selected 'Poor'.



The Tenth factor relates to the availability and utility of equipment for research activities. 71 out of 76 have ticked 'Excellent, Good and 1 student has ticked 'Satisfactory'. Only 4 students have chosen Average. This shows positive feedback.

The Eleventh factor is extension and outreach programmes conducted by the institution. Here 72/76 has selected 'Excellent and Good'. 03 have chosen 'Average', 01 have chosen 'Poor'. This shows the positive feedback.

Question Number-12 is in on availability of digital resources, computer/internet/smart classroom with ICT facility/wifi. 68 out of 76 have ticked 'Excellent' and 'Good'. 2 students have chosen 'Satisfactory' and 06 student has ticked 'Average or Poor'.

The Thirteenth factor relates to the laboratory, library and reprographic facilities. Here, out of 76, 72 have chosen 'Excellent' and 'Good'. 04 students have ticked 'Average and Poor'. It reveals positive feedback.

Question Number-14 is on Scholarships/free ships provided by the institution. 68/76 have chosen the first two options (i.e, 'Excellent' and 'Good') 03 ticked 'Satisfactory', 02 have selected 'Average' and 03 has chosen 'Poor'.

The Fifteenth factor is on placement, capacity development and skill-enhancement activities organized, out of 76, 71 have ticked 'Excellent' and 'Good', 01 have chosen 'Satisfactory', 04 have opted 'Average and Poor'.

Question Number-16 is on redressal of student grievances including harassment and ragging cases. Here, out of 76, 74 have chosen 'Excellent' and 'Good'. 02 have opted 'Average'. It reveals positive feedback.

The Seventeenth factor relates to sports and cultural events/competitions organized in the institution. 68/76 has selected 'Excellent' and 'Good' options. 03 have ticked 'Satisfactory' and 05 have chosen 'Average and Poor'.

Question Number-18 is on the helpful attitude of the administrators and faculty members. Here 73 have chosen 'Excellent' and 'Good' and 03 have ticked 'Satisfactory, Average and Poor'. This shows a positive feedback.

Out of 76 students, 73 have chosen 'Excellent and Good', 01 have ticked 'Satisfactory' and 02 has opted 'Average' on Question Number-19 (i,e) promotion of gender equity.


The Twentieth factor relates to cleanliness and eco-friendliness of campus. 74/76 has chosen 'Excellent' and 'Good' 01 have opted 'Satisfactory' and 01 has ticked 'Average'. It reveals a positive feedback.




Conclusion

The feedback is highly positive. The distribution among the 76 × 100 possibilities. The options 'Excellent' has received 612 ticks 40.26%; 'Good' has received 811 ticks 53.35% and 'Satisfactory' has scored 30 (1.97%). The last two options 'Average' and 'Poor' have scored 35 (2.30%) and 32 (2.10%) respectively. This shows the positive responses for outnumber the possible negative responses (taking Average also as negative). The options Poor has a very negligible score. This shows the response is highly positive and encouraging.

However, our aim is to score 'Excellent' and 'Good' cent percent. To achieve this we are initiating action to reach out to all learners irrespective of their abilities, we plan to forge zero hour classes, additional simplified teaching materials and periodical tests to enable slow learners to cope with the syllabus. We are also trying to update curricula and courses to be on par with those in institutions of excellence. So that the creamy layer of fast learners do not feel left out. We also plan to organize refresher courses for students to make them understand the practical utility and applications of the units thought during the programme.


Dr. C. MUTHUKUMAR, M.Sc., M.A., M.Phil., B.Ed., Ph.D.
Head, Dept. of Chemistry
J.J. College of Arts & Science (Autonomous)
Sivapuram, Pudukkottai-622 422.




Dr. J. PARASURAMAN, M.A., M.B.A., M.C.A.,
M.Phil., B.Ed., Ph.D.
PRINCIPAL
J.J. College of Arts and Science
(Autonomous)
J.J. Nagar, Sivapuram Post,
PUDUKKOTTAI-622 422


J.J. College of Arts and Science (Autonomous)
Students Feedback on Overall Institutional Performance (2018 – 2021 Batch)

Analysis Report

Department of Mathematics

The new curriculum was introduced during the academic year 2020-2021 based on the new pattern the course outcome and the program outcome were designed by the members of Board of Studies. The syllabus was updated based on recent changes and developments in the concerned field of study. The feedback form was distributed to the students in the last week of Oct - 2020. 162 duly filled in form were received. 5 point scale ranking was followed for giving feedback the following are the analysis and interpretation.

1. In update of the curriculum around 93% of the students agree that the new courses are periodically introduced in the program. Only 7% of them states that is poor.
2. 79% of students are strongly recommended excellent and good, 20% of students recommend average and satisfactory and finally 1% of students not satisfied about the courses in the Curriculum are suitable for Employability / Entrepreneurship / Skill development.
3. 100% of student's states that the Skill oriented / Value added courses offered by our Department are excellent to satisfactory.
4. 76% of students strongly states as excellent and good for the ambience of the classroom is healthy, 23% of students agree as average and satisfactory and remaining 1% as poor.
5. About the preparation and deliver of lecture by faculties, 100% of students agree with excellent to satisfactory.
6. 81% of students are strongly appreciating the faculties for using ICT facilities, 18% are satisfied and only 1% is denied.
7. 75% are very much impressed with the evaluation, 24% are satisfied and remaining 0.6% as poor.
8. Around 76% of students feel that mentoring and counseling as excellent and good, 22% as satisfactory, but remaining 2% feel it as poor.
9. 74% of students say excellent, 25% satisfactory but 1% feel poor for effectiveness of Guest Lecture Programme / Seminars / workshops / Conferences etc. organized.
10. 75% of students are very much pleased with the availability& Utility of equipment for research activities, 23% feel satisfactory and 2% as poor.
11. Regarding, extension and outreach programmes conducted by the institution (NSS / RRC / YRC / WEW.) 69% of students feel excellent, 29% satisfactory and 2% feel poor.



12. About availability of Digital Resources - Computer/Internet /Smart class Room with ICT Facility / Wi-Fi, 74% of students are agreeing with excellent, 20% feel good and 6% as poor.
13. About 83% of students are very much pleased with lab and library, 15% feel good and 2% as denied.
14. 75% of students are enjoyed the scholarship 24% feel as satisfactory, as they applied by late and 1% feel poor.
15. Around 73% of students feel excellent, 25% feel as satisfactory and 2% feel as poor for Placement, Capacity Development & Skill enhancement activities organized.
16. About redressal of student grievances including Harassment and ragging cases 75% of students feel excellent, 19% feel as satisfactory and 6% feel as poor.
17. 78% of students agreed with excellent, 19% as satisfactory and 3% as poor for sports and Cultural events / Competitions organized in the Institution.
18. 82% of students are very much pleased with the helpful attitude of administrators & faculty members, 17% feel better and 1% feels poor.
19. About promotion of Gender equity 80% of students feel excellent, 19% as good and 1% as poor.
20. Regarding the campus clean, green and eco – friendly 86% of students appreciate as excellent, 14% as better.

In update of the curriculum around 93% of the students agree that the new courses are periodically introduced in the program. Only 7% of them states that is poor.

For this, we have the following action

1. For UG new course “Numerical methods with MATLAB” is introduced as practical oriented course in the sixth semester.
2. “Integrals of special functions”- which is applied oriented core course. This is introduced as elective papers for PG mathematics in the third semester.
3. A new course “Graph Algorithm” is introduced as elective paper for PG mathematics as research oriented in the fourth semester.

76% of students strongly states as excellent and good for the ambience of the classroom is healthy, 23% of students agree as average and satisfactory and remaining 1% as poor.

To rectify this problem, we have the following action

1. Special attention and counseling is given to rectify their grievances.
2. Separate time must allotted by teachers for mentoring the students.




74% of students say excellent, 25% satisfactory but 1% feel poor for effectiveness of Guest Lecture Programme / Seminars / workshops / Conferences etc. organized

1. Students are asked to attend all special Guest Lecture Programme / Seminars / workshops / Conferences etc., without any leave.
2. Each one is asked to give their contribution in each event.

About 83% of students are very much pleased with lab and library, 15% feel good and 2% as denied.

1. Class teachers asked to find out the requirements of 15.7% of students. Special care is taken about their needs. New books on basics and advanced topics, journals etc., are to be ordered through college library for their references.


Dr. S. PRIYADARSHINI, M.Sc., M.Phil., M.B.A., P
ASSOCIATE & HEAD
PG AND RESEARCH DEPARTMENT OF MATHEMATICS
J.J. COLLEGE OF ARTS AND SCIENCE (AUTONOMOUS)
PUDUKKOTTAI - 622 422.




Dr. J. PARASURAMAN, M.A., M.B.A., M.C.A.,
M.Phil., B.Ed., P.D.D.
PRINCIPAL
J.J. College of Arts and Science
(Autonomous)
J.J. Nagar, Sivapuram Post,
PUDUKKOTTAI-622 422

ACTION TAKEN

Regarding, extension and outreach programmes conducted by the institution (NSS / RRC / YRC / WEW.) 69% of students feel excellent, 29% satisfactory and 2% feel poor. To rectify this problem, we have the following action

1. Faculties have to create interest among their students to participate in outreach programmes.
2. Every student has to be instructed to participate in at least one extension programme.

About availability of Digital Resources - Computer/Internet /Smart class Room with ICT Facility / Wi-Fi, 74% of students are agreeing with excellent, 20% feel good and 6% as poor.

Action to be taken to overcome this problem

1. Number of Hours for Smart class Room has to be increased and it must strictly followed.
2. Faculties have to educate their students about how to avail digital resources.

About redressal of student grievances including Harassment and ragging cases 75% of students feel excellent, 19% feel as satisfactory and 6% feel as poor.

To rectify this problem, we have the following action


1. Each and Every faculty has to take responsibility for their students. If any students report any problem, immediate step has to be taken
2. Separate bus has to be allotted for Girls and Boys students.

78% of students agreed with excellent, 19% as satisfactory and 3% as poor for sports and Cultural events / Competitions organized in the Institution.

To rectify this problem, we have the following action

1. Every student are motivated to participate in Inter/ Intra collegiate competitions.
2. Every year our department organizing Inter departmental competitions like Sudoku, Chess, Quiz etc.




Dr. J. PARASURAMAN, M.A., M.B.A., M.C.A.,
M.Phil., B.Ed., Ph.D.
PRINCIPAL
J.J. College of Arts and Science
(Autonomous)
J.J. Nagar, Sivaparam Post,
PUDUKKOTTAI-622 422

J.J. College of Arts and Science (Autonomous)
Students Feedback on Overall Institutional Performance (2018 – 2021 Batch)
Analysis Report
Department of Computer Science

Students' feedback forms on overall institutional performance were issued to the students who completed their course in April 2021. 183 duly filled in forms were received. Five points scale of ranking was followed for every question. The following is the analysis and interpretation of the responses.

1. For the question about the periodic update of curriculum by introducing new courses, 32.8% of the students answered excellent, 36.6% say it is good and the remaining 13.1% say it is satisfactory and the remaining 17.5% say it is average.
2. 21.3% of the students feel the courses in the curriculum are excellently suitable for the Employability / Entrepreneurship / Skill development, 53.6% feel it is good, 12% feel it is satisfactory and the remaining 13.1% feel it is average.
3. For the question about the skill oriented and the value added courses offered by the department, 30.6% answered it is excellent, 44.8% feel it is good, 12.6% feel it is satisfactory and the remaining 12% feel it is average.
4. 21.3% say the ambience of the classroom is excellently healthy, 49.2% say it is good, the remaining 14.2% feel it is satisfactory and the remaining 15.3% say it is average.
5. For the question about the teachers' preparation for the classes and their ability of communication 38.8% say it is excellent, 44.3% say it is good and the remaining 10.3% say it is satisfactory the remaining 6.6% say it is average or poor.
6. 21.9% of the students say the usage of ICT facilities by the teachers is excellent, 49.7% answered it is good, 14.8% say it is satisfactory and the rest of the 13.6% feel it is average or poor.
7. When asked about the fairness of evaluation method followed for CIA and semester examinations, 25.7% say it is excellent, 49.2% say it is good, 15.8% say it is satisfactory and the remaining 9.3% feel it is average.
8. For the question about Mentoring and Counseling System 20.2% answered it is excellent, 52.5% feel it is good, 14.2% say it is satisfactory and the rest of the 13.1% feel it is average.
9. When asked about the Effectiveness of Guest Lecture Programme / Seminars / workshops / Conferences etc. organized by the department, 23.5% say it is excellent, 44.3% say it is good ,18.6% feel it is satisfactory and the remaining 13.6% say it is average.



10. When asked about the Availability & Utility of equipment for research activities 16.9% answered it is excellent, 50.8% feel it is good, 17.5% feel it is satisfactory and the remaining 14.8% say it is average.
11. For the question about the Extension and the outreach programmes conducted by the institution (NSS / RRC / YRC / WEW), 21.9% feel it is excellent, 40.4% feel it is good, 16.9% feel it is satisfactory, 20.8% feel it is average or poor.
12. When asked about the Availability of Digital Resources - Computer/Internet /Smart class Room with ICT Facility / Wi-Fi, 31.1% feel it is excellent, 38.8% feel it is good, 15.3% feel it is satisfactory, 14.8% feel it is average.
13. When asked about the Laboratory, Library and Reprographic facilities, 29.5% answered it is excellent, 43.2% answered it is good, 14.8% say it is satisfactory, 12.5% feel it is average or poor.
14. When questioned about Scholarship & Free ships provided by the Institution, 25.1% of the students say it is excellent, 45.9% feel it is good, 13.7% feel it is satisfactory, 15.3% say it is average or poor.
15. For the question about Placement, Capacity Development & Skill enhancement activities organized 21.9% of the students say it is excellent, 39.9% feel it is good, 20.2% say it is satisfactory, 18% say it is average or poor.
16. When asked about the Redressal of student grievances including Harassment and ragging cases, 21.3% answered it is excellent, 54.1% feel it is good, 13.7% feel it is satisfactory, 10.9% feel it is average or poor.
17. When questioned about Sports and Cultural events / Competitions organized in the Institution 35% say it is excellent, 36.6% feel it is good, 12% feel it is satisfactory, 16.4% say it is average or poor.
18. 25.1% feel excellent, 48.1% feel good, 15.8% feel satisfactory, 11% feel average or poor when asked about the helpful attitude of administrators & faculty members.
19. When asked about the Promotion of Gender equity 21.3% answered it is excellent, 52.5% answered it is good, 13.7% answered it is satisfactory, and the remaining 12.5% answered it is average.
20. When asked if the campus is clean, green and eco – friendly, 45.4% answered it is excellent, 38.3% answered it is good, 16.3% feel it is satisfactory.

Actions taken on the basis of the feedback given by III B.Sc. (2020-21 Batch)

The responses given by the students for the questions on courses, entrepreneurial and employability skills enhanced by the course curriculum, skill and value added courses, teachers' performance in the classroom, classroom ambience, library facilities, facilities nurturing the research activities, mentoring and counseling system, availability of digital resources, fairness in the



evaluation methods were significantly good and excellent. The students had rated satisfactory for the following questions.

1. While asked about periodical curriculum updation by introducing new courses. (Q1)

Remedy taken:

Perhaps the students are ignorant about the updation done in curriculum. But it is very certain that frequent updating of syllabus is done. In future it will be brought to the knowledge of students also.

2. For the question about the Extension and the outreach programmes conducted by the institution (NSS / RRC / YRC / WEW). (Q11)

Remedy taken:

Chances are given only to the selected candidates to participate in extension activities, by considering the outcome of the programme and the individual performance of the student. We plan to make more student participation.

3. Scholarship & Free ships provided by the Institution. (Q14)

Remedy taken:

Certain eligibilities fixed for getting the Scholarships; it cannot be offered to every student who expect. Only the students who fall in those criteria can be offered the scholarship

4. Placement, Capacity Development & Skill enhancement activities organized. (Q15)


Remedy taken:

Soft skills improvement programme is conducted for the students with nil arrear and also the number of participants is limited per batch to provide quality. Actions have been taken to increase the number of campus interviews for the students of all discipline.


5. Sports and Cultural events / Competitions organized in the Institution (Q17)

Remedy taken:

Planned to give more emphasis on Cultural events and competitions and also the staff support to monitor and train the students' on this.


Dr. S.SUDHA M.Sc.,M.Phil.,Ph.D.,SEI
Vice Principal and Head,
Department of Computer Science
J.J. College of Arts and Science (Autonomous)
Pudukkottai - 622 422




Dr.J.PARASURAMAN,M.A.,M.B.A.,M.C.A.,
M.Phil.,B.Ed.,P.D.
PRINCIPAL
J.J.College of Arts and Science
(Autonomous)
J.J.Nagar,Sivaparam Post,
PUDUKKOTTAI-622 422

J.J. College of Arts and Science (Autonomous)
Students Feedback on Overall Institutional Performance (2018 – 2021 Batch)
Analysis Report
Department of Information Technology


1. Most of the students have said that the Curriculum has been updated periodically by introducing new courses related to the Local, National, Regional and Global developmental needs. Seven percentage of negative responses.
2. All students course provide opportunity to develop entrepreneurial skill and employability skill. only one student gives negative response.
3. Most of the students have said that, skill oriented/value added courses offered by our department. Four percentage of the students give negative responses.
4. Most of the students have said the ambience of the classroom is healthy. Four percentage of the students give negative responses.
5. Most of the students have said the teachers are well prepared and communicated. Only one student negative response.
6. All students have said the teachers are used the ICT facilities properly. There is no negative response.
7. All students have said the fairness of evaluation method followed for CIA & Semester Examinations. There is no negative response.
8. Ninety-six percentage of the students feel that greater extends of an institution provide Mentoring and Counselling System four percentage of the student give negative response.
9. Most of the students have said that our department conducted the effectiveness of the Guest Lecture Programme / Seminars / workshops / Conferences etc. organized are Excellent.
10. All the students feel that greater extends of an institution provide the research activities except one student negative response.
11. Ninety-nine percentages of the students feel that our institution conducted more number of extension and outreach programmes only one percentage of the student give negative response.
12. Eighty-nine percentages of the students feel that our institution provided high quality Digital Resources - Computer/Internet /Smart class Room with ICT Facility / Wi-Fi.
13. All students have said that the facilities provided Laboratory, Library and Reprographic are Excellent except one student.
14. Ninety-five percentages of the students feel that our institution provided Scholarship and Freeships.
15. Ninety-one percentages of the students feel that our institution organized more number of Placements, Capacity Development and Skill enhancement activities.




16. Ninety-five percentages of the students have said that Redressal of student grievances including Harassment and ragging cases is excellent.
17. Ninety-five percentages of the students feel that our institution conducted lot of Sports and Cultural events / Competitions.
18. Ninety-five of the students have said that the Helpful attitude of administrators and faculty members are Excellent.
19. Most of the students have said that the Promotion of Gender equity is Excellent. Five percentages of the students give negative responses.
20. All students except one student have said that the campus clean, green and eco – friendly that indicate all the students feel the green campus.

ACTION TAKEN – 2020-2021

1. Based on the latest technology introduction, BOS change / update the curriculum.
2. To provide Online/Offline special lectures, to motivate students for their employability and career development.
3. All of our department staff are instructed to hold a smart classroom at least twice a week.
4. Our department has approached our management and made a reduction in college fees which is only for our alumni.
5. We plan to conduct more campus interview at our campus.


Dr.R.MANIMARAN, Ph.D.,
HEAD
Department Of Information Technology,
J.J.College of Arts & Science(Autonomous)
Sivapuram, Pudukkottai-622 422.




Dr.J.PARASURAMAN, M.A., M.B.A., M.C.A.,
M.Phil., B.Ed., Ph.D.
PRINCIPAL
J.J.College of Arts and Science
(Autonomous)
J.J.Nagar, Sivapuram Post,
PUDUKKOTTAI-622 422

J.J. College of Arts and Science (Autonomous)
Students Feedback on Overall Institutional Performance (2018 – 2021 Batch)

Analysis Report

Department of Computer Applications

1. 80 % of the students have said that the curriculum is excellent and good as it is relevant to the local / National/ Regional / Global development need. only negligible percentage (09 %) of students have the opinion that the curriculum is satisfactory and poor.
2. 81 % of the students have said that the courses they study provide good opportunity to develop their entrepreneurial and employability skill.
3. 90 % of the students have felt that the courses they study are skill oriented and are value added.
4. 95 % of the students are of the opinion that the classroom ambience is excellent and healthy.
5. 93 % of the students have given a positive feedback on the preparation made by the faculty members in handling their subjects and also the way in which they are able to communicate.
6. 92 % of the students are very much satisfied with the use of ICT tools in classroom teaching.
7. 96 % of the students are very much satisfied with the fairness of the evaluation system followed for C.I.A and Semester Exam in the Department, the institution.
8. 92 % of the students have said that the mentoring system followed in the College and in the Department is excellent.
9. 93 % of the students are very much satisfied with the effectiveness of the guest lecture/invited lectures/workshops/conferences which enable the students to acquire knowledge in the recent developments in their fields.
10. 91 % of the students have felt that the overall availability of equipment for research activities are excellent and good.
11. 87 % of the students felt good with the Extension and outreach programme.
12. 88 % of the students are satisfied with the availability of Digital Resources - Computer/Internet /Smart class Room with ICT Facility / Wi-Fi.
13. 84 % of the students felt that the Laboratory, Library and Reprographic facilities available in the institution are excellent and good for use.
14. 89 % of the students are very much satisfied with the Scholarship & Free ships provided by the Institution.
15. 88 % of the students feel that they are satisfied with the Placement, Capacity Development & Skill enhancement activities organized
16. 94 % of the students feel that the system followed for the Redressal of student grievances including Harassment and ragging cases are excellent.



17. 91 % of the students are satisfied with the Sports and cultural events organized in the college.
18. 94 % of the students are very much satisfied with the helpful attitude of the administrators, faculty members and other peer persons and they rate it as either excellent or good.
19. 93 % of the students feel that the Promotion of Gender Equity within the institution is good.
20. 97 % of the students feel that the campus atmosphere is Green, clean and eco – friendly.


ACTION TAKEN REPORT / SUGGESTIONS FOR IMPROVEMENT

1. Since the curriculum is revised once in every three years, the students have given a positive feedback for this question.
2. As Skill Based Elective courses are included within the curriculum itself, it enables the students to develop and enhance their skills.
3. All the courses taught improve the skill of the student community.
4. The classroom ambience is good as the students are treated with respect and their needs are taken care.
5. All the faculty members involve in the planning of the subjects; they plan keeping the best student in mind and handle the classes keeping the slow learner in mind.
6. All the students are satisfied with the use of ICT tools, as it is mandatory for every teacher to handle a minimum of 03 ICT classes per paper per semester.
7. All the students are very much satisfied with the fairness followed in the evaluation of CIA and Semester exams as no student is penalized in the CIA or in the practical exams. The actions taken by the faculties shall only be corrective and not punitive.
8. Most of the students have said that the mentoring system followed in the college and in particular the Department is good. The class in charge and the Head of the Department takes care of all the day to day need of the students and also make sure they are both mentally and physically fit.
9. Most of the students are very much satisfied with the effectiveness of the guest lecture/invited lectures/workshops/conferences which enable the students to acquire knowledge in the recent developments in their fields.
10. Most of the students have said that the overall availability of the equipment for research is good. Availability of computers in large numbers also help the research activities.
11. Extension and outreach programme like NSS/YRC/WEW may be extended to all the Department students on rotational basis, so that all the students may take part in the activities.
12. The students are satisfied with the a availability of Digital Resources - Computer/Internet /Smart class Room with ICT Facility / Wi-Fi. Free Browsing hours may be implemented for P.G Students.



13. All the students are very much satisfied with the Laboratory, Library and Reprographic facilities available within the institution. Availability of stores, reprographic centre with in the campus is very useful and at the same time is safe for the students to use it as and when it is required. The presence of Department library in the department itself is very helpful for the students to borrow the books for immediate reference.
14. The students are very much satisfied with the Scholarship & Free ships provided by the Institution. Apart from the SC/ST and other government scholarships, the student community is very much satisfied with the fee concession provided by the Management for the continuation of their higher studies within the institution.
15. The students are very much satisfied with the Placement, Capacity Development & Skill enhancement activities organized by the Training and Placement cell of the college. The cell conducts skill Development and Capacity Development Programme namely "READ" in association with, "Redington India Pvt Ltd, Thanjavur".
16. All the students are very much satisfied with the Redressal of student grievances including Harassment and ragging cases. The Class in charge resolves all the problem in the initial stage itself
17. The students are satisfied with the Sports and Cultural events organized in the college as it gives an opportunity for the students to showcase their talents other than education.
18. The students are very much satisfied with the helpful attitude of the administrators, faculty members and other peer persons with in the institution because whenever a student is facing a problem within the campus, the first person to help them will be faculty members and the administrative staff of the institution.
19. All the students are very much satisfied with the Promotion of Gender Equity. Even though the female strength of the college outnumbers the male strength, the girl students and their parents in particular feel that they are secured in the institution.
20. All the students are very much satisfied with the campus atmosphere; it's Greenish nature and the campus is very well maintained by the estate manager with his staff which enables the campus to be clean and eco – friendly.




Dr. J. PARASURAMAN, M.A., M.B.A., M.C.A.,
M.Phil., B.L., J.D.
PRINCIPAL
J.J. College of Arts and Science
(Autonomous)
J.J. Nagar, Sivaperam Post,
PUDUKKOTTAI-622 422

J.J. College of Arts and Science (Autonomous)

Students Feedback on Overall Institutional Performance (2018 – 2021 Batch)


Analysis Report


Department of Visual Communications

1. The analysis of the Students feedback clearly depicts that they are well satisfied with the curriculum development and revision.40% of the students feel it's good about Curriculum and 60% of Students were agreed its Excellent.
2. 20% of the Students have agreed that they have Good Courses for Employability and 20% of Students states that it is satisfactory and average.40 % of students wants improvement
3. 60% of the students strongly agreed that its good to have a Value added Course in the department. 40% of the students states that it's poor.
4. 60% of Students feel that they have Good ambience, 40% of students feels good about the healthy features in the classroom.
5. 20% of students were agreed that it is Excellent and 40% feels that it is good that the teacher is prepared well for their classes and they have excellent communication skills.40 % of students still needs an improvement.
6. It is observed from the students that 40% were Satisfactory so they expressed in need of more ICT facilities. 40% says it's good and 20 % says its average.
7. 60% of Students strongly agreed that it is the Good method of CIA evaluation and 20% feels it's poor, 20% of the students feels it's satisfactory.
8. 40% feels its Good and 40% students gave a average and 20% gave a poor response about the Mentoring and counselling system.
9. 60% of students feels that its good and 40 % says that it's poor so from these we can understand that majority of the students said that all the above mentioned programmes were very effective.
10. 20% of Students agreed that the availability and the utility of research activities were Excellent, 40 % agreed its good. Only few reported that still improvement is needed to research activities.
11. Almost all students are involved in doing any one of the outreach programme or Extension activity about 20% of students feels it's good ,20% of students feels its satisfied.60 % of students feels poor about it
12. 40% of the students gave Positive Response about the availability of digital resources is good, 20% feels digital resources are average and satisfied about it. Only few Students gave negative feedbacks
13. 60% of Students gave a positive feedback about the facilities is good ,40 % of students feels Satisfactory about it.



14. Majority of the students expressed that Scholarships and freeshipsis provided by the institution is good suggested by 40% of Students, only 20% of students reported that still improvement is needed.
15. 20% of Students feels that placement is good, few students feels that Still improvement is needed and remaining 20% Students feels satisfied and average about it.
16. 60%of Students agreed that redressal of student grievances including Harassment and ragging cell is good ,40% of students feels average and no cases were reported for Ragging.
17. 60% of Students expressed that they have both the Sports and Cultural events is functioning well and Good, 20% of Students feels satisfied and average.
18. 60% of the Students strongly agreed that they got a good helpful attitude of administrators and Faculty members.20 % of students feels Satisfactory about it.
19. Promotion of Gender Equity is Good provided by 20% of Students and 40% feels Satisfied and average about it.
20. Almost every Students were strongly agreed about the Campus cleaning, Green and Eco friendly .20% of Students Feels it's Excellent and 60% feels Good.


K. SUDHAKAR, M.Sc.(Ph.D),
ASSISTANT PROFESSOR - HEAD,
DEPARTMENT OF VISUAL COMMUNICATION,
J.J. COLLEGE OF ARTS AND SCIENCE (AUTONOMOUS),
PUDUKKOTTAI.




Dr. J. PARASURAMAN, M.A., M.B.A., M.C.A.,
M.Phil., B.Ed., Ph.D.
PRINCIPAL
J.J. College of Arts and Science
(Autonomous)
J.J. Nagar, Sivaparam Post,
PUDUKKOTTAI-622 422

J.J. College of Arts and Science (Autonomous)
Students Feedback on Overall Institutional Performance (2018 – 2021 Batch)
Analysis Report

Department of Hotel Management & Catering Science

The student's feedback is highly positive in so far as the largest percentage of Students ticked the first three options for all the twenty questions.


1. 21 (28.4%) of students have ticked the option excellent and 29 (39.2%) of students ticked good option, 20 (27%) students ticked satisfactory and average and 4 (5.4%) of the student ticked the poor option. Thus, the majority of the students (70) have the positive option.
2. 42 (56.8%) of students ticked the option good and 23 (31.1%) students selected the excellent and 4 (5.4%) students selected both the satisfactory and average. The remaining 1 (1.35%) of students selected poor option. Thus, the majority of the students (73) have the positive option.
3. The majority of students 63 (85.1%) selected both the options Excellent and Good and 4 (5.4%) of students gave average and satisfactory rank. The remaining 1 (1.35%) of student only went for the option poor. So, the majority of students gave positive option.
4. 20 (27%) went for the option excellent, 37 (50%) go with the option good, 15 (20.2%) of students gave average and satisfactory rank respectively only 2 (2.7%) of students went for the remaining poor option.
5. Relating to teacher prepare for the classes and was able to communicate, the first option excellent ticked by 25 (33.7%) of students and 39 (52.7%) students ticked option good. This show the students are happy with the teachers' preparation and their communication.
6. 70 (94.5%) of students have ticked first three options excellent, good, average.
7. On Fairness of evaluation method followed for CIA & Semester Examinations 69 (100%) of students go with the positive opinion.
8. Relating to the Mentoring & Counselling System 68 (91.8%) of students gave the positive feedback.
9. Effectiveness of Guest Lecture Programme / Seminars / workshops / Conferences etc. organized 74 (100%) of the students go with option 1,2,3 and 4. This shows the positive opinion of the students.
10. 72 (97.2%) of the students ticked option excellent, good, average and satisfied.
11. 58 (78.3%) went with the options excellent and good, 14 (18.9%) of students went with the opinion satisfactory and average 2 (2.7%) of students go with option poor.
12. 57 (77%) went with the options excellent and good, 12 (16.2%) of students went with the opinion satisfactory and average 5 (6.7%) of students go with option poor.
13. Relating to Laboratory, Library and Reprographic facilities 71 (95.9%) of students feel happy.



14. On the relevance of Scholarship & Freeships provided by the Institution 69 (93.2%) of students have given positive feedback.
15. Placement, Capacity Development & Skill enhancement activities organized 73 (98.6%) of students are feel happy.
16. 39 (52.7%) of students have ticked the option good and 24 (32.4%) of students ticked excellent option and only 10 (13.5%) students ticked satisfactory and average and 1 (1.35%) of the student ticked the poor option. Thus, the majority of the students (67) have the positive option.
17. 31 (41.8%) of students ticked the option good and 30 (40.54%) students selected the excellent 6 (8.1%) students selected satisfactory 4 (5.4%) of students selected average option and 3 (4%) students selected the poor option. Thus, the majority of the students (70) have the positive option.
18. Majority of students 65 (87.8%) selected both the options Excellent and Good and 3 (4%) of students gave average rank 5 (6.7%) of students only went for the option satisfactory. So, the majority of students gave positive option.
19. The majority of students 60 (81%) selected both the options Excellent and Good and 6 (8.1%) of students gave average rank 6 (8.1%) of students only went for the option satisfactory. So, all the students gave positive option.
20. Relating to campus clean, green and eco – friendly, the first option excellent ticked by 23 (31%) of students and 39 (52.7%) students ticked option good. This show the students are happy with the cleanliness of the campus and eco-friendly learning environment


Dr. S. KARTHIKEYAN
B.H.M., M.T.M., M.Phil., M.Sc., M.B.A., Ph.D.,
Assistant Professor & Head,
Department of Hotel Management
JJ College of Arts & Science (Autonomous)
Pudukkottai - 622 422.




Dr. J. PARASURAMAN, M.A., M.B.A., M.C.A.,
M.Phil., B.Ed., Ph.D.
PRINCIPAL
J.J. College of Arts and Science
(Autonomous)
J.J. Nagar, Sivaparam Post,
PUDUKKOTTAI-622 422

J.J. College of Arts and Science (Autonomous)

Students Feedback on Overall Institutional Performance (2018 – 2021 Batch)


Analysis Report

Department of Physical Education, Health education and Sports

1. 39 % of the students felt that the Curriculum which was updated periodically by introducing new courses was Excellent and 34.8 % of the students found it good, 13 % of the students found it satisfactory, 9 % of the students felt it was in an average level and 4 % of the students said it was poor.
2. 43.5 % found that the Courses in the Curriculum were suitable for Employability / Entrepreneurship / Skill development was Excellent and for 47.8 % of students said it was good, 4.5% said it was satisfactory and 4.5% felt it average.
3. Nearly 47.8 % of the students accepted that the Skill oriented / Value added courses offered by your Department was good and 26.1 % said it was excellent and 21.7 % felt it was satisfactory and 4.5% said it was average.
4. The ambience of the classroom were healthy and was good for 56.5 % of students and 21.5 % of students found it excellent 13 % found it satisfactory and 9 % of students felt it average.
5. 30.4 % of the students felt that their teacher prepared well for the classes and was able to communicate excellently and 52.2 % said it was good and 17.4 found it satisfactory.
6. Usage of ICT facilities by the teachers was good for 47.8 % students, excellent for 26.1 % students , 47.8 % found it satisfactory and 17.4 % said it was average.
7. Nearly 43.5 % of students said that there was a fair evaluation method followed for CIA & Semester Examinations was good and 34.8 % found it Excellent and 13 % said it was satisfactory and 9 % found it average.
8. Mentoring & Counselling System was good for 56.5 % of Students and 30.4 % accepted it was Excellent 9 % found it satisfactory and 4 % felt it poor.
9. Guest Lecture Programme / Seminars / workshops / Conferences etc. organized by the department were effective and good for 47.8 % of students and 30.4 % found it Excellent and 21.7% felt it was satisfactory.
10. 52.2 % felt that the Availability & Utility of equipment for research activities was good , excellent for 26.1 % of students and 21.7 % said it was satisfactory.
11. Extension and outreach programmes conducted by the institution were good for 47.8 % of students, 26.1 % of students found it excellent, 9 % said it was poor ,13 % said it was average and 4 % said it was satisfactory.



12. Nearly 39.1 % of students accepted that the Availability of Digital Resources - Computer/Internet /Smart class Room with ICT Facility / Wi-Fi was good and satisfactory for 39.1 % of students 13% said it was satisfactory, 4.5% felt it was average and for 4.5 % of students it was poor.
13. Laboratory, Library and Reprographic facilities were good for 52.2 % of students and 21.7% of students said it was excellent and 13 % found it satisfactory, 9 % found it average and 4 % said it was poor.
14. 47.8 % of students accepted that the Scholarship & Freeships provided by the Institution was good, 30.4 % said it was excellent and , 13% said it was satisfactory, and 9 % said it was poor.
15. Nearly 56.5% found that the Placement, Capacity Development & Skill enhancement activities organized were good and 21.7% found it excellent and 13% of students accepted it was satisfactory and 9 % said it was poor.
16. Redressal of student grievances including Harassment and ragging cases was good for 60.9 % of students. 26.1 % accepted it was excellent for them and 9% said it was Satisfactory and 4% said it was poor.
17. 30.4% of students said that the Sports and Cultural events / Competitions organized in the Institution were Excellent and 52.2 % said it was good and 4 % felt it Satisfactory , 9 % found it average and 4% said it was poor.
18. 60.9 % of students felt that they found Helpful attitude of administrators & faculty members was good, 26.1% accepted it was Excellent and 9% said it was Satisfactory and 4% said it was poor.
19. Promotion of Gender equity was good accepted by 47.8 % of students, 26.1% said it was Excellent and 17.4 % found it Satisfactory and 9% said it was poor.
20. 47.8% of students felt that the campus was clean, green and eco – friendly was good, 34.8% found it was excellent and 13% said it was Satisfactory and 4 % found it average.


Dr. K. JAGATHISBABU Ph.D
Head, Department of Physical Education
J.J.College of Arts and Science(Autonomous)
Pudukkottai-622422




Dr. J. PARASURAMAN, M.A., M.B.A., M.C.A.,
M.Phil., B.Ed., Pa.D.
PRINCIPAL
J.J. College of Arts and Science
(Autonomous)
J.J. Nagar, Sivaparam Post,
PUDUKKOTTAI-622 422

J.J. College of Arts and Science (Autonomous)

Students Feedback on Overall Institutional Performance (2018 – 2021 Batch)

Analysis Report

Department of Commerce with C.A.

- 1. Update of the curriculum**, Out of 195 students, 30.3% of them stated that Present curriculum update is Excellent, 41.5% of them stated that curriculum update is Good, 11.8% of them stated that curriculum update is Satisfactory, 7.18% of them stated that Curriculum update is an Average and only 9.23% of them stated that curriculum update is poor.
- 2. Courses in the curriculum is suitable for employability, entrepreneurship and skill development**, Out of 195 students, 26.2% of them expressed that courses in the curriculum provides excellent employability, entrepreneurship and skill development, 52.8% of them expressed that courses in the curriculum provides good employability, entrepreneurship and skill development , 13.3% of them expressed that courses in the curriculum provides employability, entrepreneurship and skill development satisfactorily, 7.18% of them expressed that courses in the curriculum provides average employability, entrepreneurship and skill development, and only 0.51% of them expressed that courses in the curriculum provides poor employability, entrepreneurship and skill development.
- 3. Skill oriented and value added courses offered** , Out of 195 students 27.2% of them opinion that department offers excellent skill oriented and value added courses, 53.3% of them opinion that department offers good skill oriented and value added courses, 12.8% of them opinion that department offers skill oriented and value added courses satisfactorily, 5.64% of them opinion that department offers skill oriented and value added courses in an average, only 1.03% of them opinion that department offering skill oriented and value added courses are poor.
- 4. Ambience of classroom is healthy**, Out of 195 students, 23.6% of them inferred that Ambience of classroom is Excellent, 50.3% of them inferred that Ambience of classroom is Good, 21% of them inferred that Ambience of classroom Satisfactory, 3.59% of them inferred that focus Ambience of classroom is an Average and only 1.54% of them inferred Ambience of classroom is Poor.
- 5. Preparation of a teacher for class and their level of communication**, Out of 195 students, 37.4% of them mentioned that teachers are well prepared for the class and their communication ability is excellent, , 48.7% of them mentioned that teachers preparation for the class and their communication ability is Good, 9.23% of them mentioned that teachers preparation for the class and their communication ability is Satisfactory, 4.10% of them mentioned that teachers preparation for the class and their communication ability is an Average, and only 0.51% of them mentioned that teachers preparation for the class and their communication ability is Poor.



6. **Usage of ICT facilities**, Out of 195 students, 20.5% of them said that usage of ICT facilities are Excellent, 56.9% of them said that usage of ICT facilities are Good, 18.5% of them said that usage of ICT facilities are Satisfactory, 3.08% of them said that usage of ICT facilities are an Average, and only 1.03% of them said that usage of ICT facilities are Poor.
7. **Fairness of evaluation method followed for CIA & Semester Examinations**, Out of 195 students, 28.7% of them stated that evaluation method of CIA & semester examination is Excellent, 54.9% of them stated that evaluation method of CIA & semester examination is Good, 10.2% of them stated that evaluation method of CIA & semester examination is Satisfactory, 3.59% of stated that evaluation method of CIA & semester examination is an Average and 2.56% of them stated that evaluation method of CIA & semester examination is Poor.
8. **Mentoring & Counseling system**, Out of 195 students, 21% of them pointed out that mentoring & counseling system is Excellent, 55.4% of them pointed out that mentoring & counseling system is Good, 16.4% of them pointed out that mentoring & counseling system is Satisfactory, 6.15% of them pointed out that mentoring & counseling system is an Average, and only 1.03% of them pointed out that mentoring & counseling system is poor.
9. **Effectiveness of Guest Lecture Programme / Seminars / workshops / Conferences etc. organized**, Out of 195 students, 29.2% of them mentioned that organizing Guest Lecture Programme / Seminars / workshops / Conferences etc. is Excellent, 50.3% of them mentioned that organizing Guest Lecture Programme / Seminars / workshops / Conferences etc t is Good, 11.8% of them mentioned that organizing Guest Lecture Programme / Seminars / workshops / Conferences etc is Satisfactory, 6.67% of them mentioned that organizing Guest Lecture Programme / Seminars / workshops / Conferences etc is an Average, and only 2.05% of them mentioned that organizing Guest Lecture Programme / Seminars / workshops / Conferences etc is Poor.
10. **Availability & Utility of equipment for research activities**, Out of 195 students, 25.1% of them stated that availability & utility of equipment for research activities are Excellent, 46.2% of them stated that availability & utility of equipment for research activities are Good, 18.5% of them stated that availability & utility of equipment for research activities is Satisfactory, 8.21% of them stated that availability & utility of equipment for research activities are an Average, and only 2.05% of them stated that availability & utility of equipment for research activities are Poor.
11. **Extension and outreach programmes conducted by the institution (NSS / RRC / YRC / WEW.)**, Out of 195 students, 24.1% of them expressed that conducting extension and outreach programme is Excellent, 47.2% of them expressed that conducting extension and outreach programme is Good, 12.3% of them expressed that conducting extension and outreach programme is Satisfactory, 11.8%



of them expressed that conducting extension and outreach programme is an Average, and only 4.62% of them expressed that conducting extension and outreach programme is Poor.

12. **Availability of Digital Resources - Computer/Internet /Smart class Room with ICT Facility / Wi-Fi.**, Out of 195 students, 25.1% of them inferred that excellent digitalresources are available, 45.6% of them inferred that availability of digitalresources are Good, 16.9% of them inferred that availability of digitalresources are Satisfactory, 6.67% of them inferred that availability of digitalresources is an Average, and only 5.64% of them inferred that availability of DigitalResources are Poor
13. **Laboratory, Library and Reprographic facilities**, Out of 195 students, 32.3% of them viewed that availability of laboratory, library and reprographic facilities are Excellent, 46.2% of them viewed that availability of laboratory, library and reprographic facilities are Good, 12.8% of them viewed that availability of laboratory, library and reprographic facilities are Satisfactory, 5.13% of them viewed that availability of laboratory, library and reprographic facilities are an Average, and only 3.59% of them viewed that availability of laboratory, library and reprographic facilities are Poor.
14. **Scholarship & Freeships provided by the Institution**, Out of 195 students, 22.1% of them said that scholarship & freeships facilities provided are Excellent, 47.7% of them said that scholarship & freeships facilities provided are Good, 14.9% of them said that scholarship & freeships facilities provided are Satisfactory, 11.8% of them said that scholarship & freeships facilities provided are an Average, and only 3.59% of them said that scholarship & freeships facilities are poor.
15. **Placement, Capacity Development & Skill enhancement activities organized**, Out of 195 students, 24.6% of them pointed out that organizing placement, capacity development & skill enhancement activities are Excellent, 51.3% of them pointed out that organizing placement, capacity development & skill enhancement activities are Good, 13.8% of them pointed out that organizing placement, capacity development & skill enhancement activities are Satisfactory, 7.18% of them pointed out that organizing placement, capacity development & skill enhancement activities are an Average, and only 3.08% of them pointed out that organizing placement, capacity development & skill enhancement activities are Poor.
16. **Redressal of student grievances including Harassment and ragging cases**, Out of 195 students, 23.6% of them opinion that redressal for the student grievances is Excellent, 52.3% of them opinion that redressal for the student grievances is Good, 16.4% of them opinion that redressal for the student grievances is Satisfactory, 4.10% of them opinion that redressal for the student grievances is an Average, only 3.59% of them opinion that redressal for the student grievances is Poor.
17. **Sports and Cultural events / Competitions organized in the Institution**, Out of 195 students, 28.2% of them inferred that organizing sports and Cultural events / Competitions are Excellent,




45.1% of them inferred that organizing sports and Cultural events / Competitions are Good, 15.4% of them inferred that organizing sports and Cultural events / Competitions are Satisfactory, 8.21% of them inferred that organizing sports and Cultural events / Competitions are an Average, only 3.08% of them inferred that organizing sports and Cultural events / Competitions is Poor.


18. **Helpful attitude of administrators & faculty members**, Out of 195 students, 25.1% of them expressed that helping attitude of administrators & faculty members is Excellent, 50.8% of them expressed that helping attitude of administrators & faculty members is good, 16.4% of them expressed that helping attitude of administrators & faculty members is Satisfactory, 6.15% of them expressed that helping attitude of administrators & faculty members is an Average, only 1.54% of them expressed that helping attitude of administrators & faculty members is Poor.

19. **Promotion of Gender equity**, Out of 195 students, 21.5% of them pointed out that Promotion of Gender equity is Excellent, 56.9% of them pointed out that Promotion of Gender equity is Good, 14.9% of them pointed out that Promotion of Gender equity is Satisfactory, 4.10% of them pointed out that Promotion of Gender equity is an Average, and only 2.56% of them pointed out that Promotion of Gender equity is poor.

20. **Is the campus clean, green and eco – friendly**, Out of 195 students, 40% of them said that existence of clean, green and eco – friendly campus are Excellent, 46.2% of them said that existence of clean, green and eco – friendly campus are Good, 7.18% of them said that existence of clean, green and eco – friendly campus are Satisfactory, 4.10% of them said that existence of clean, green and eco – friendly campus are an Average, and only 2.56% of them said that existence of clean, green and eco – friendly campus are poor.


Head, Department of Commerce
with Computer Application
J.J. College of Arts and Science (Autonomous)
Pudukkottai 622 422




Dr. J. PARASURAMAN, M.A., M.R.A., M.C.A.,
M.Phil., B.Ed., P.D.
PRINCIPAL
J.J. College of Arts and Science
(Autonomous)
J.J. Nagar, Sivaparam Post,
PUDUKKOTTAI-622 422

J.J. College of Arts and Science (Autonomous)
Students Feedback on Overall Institutional Performance (2018 – 2021 Batch)
Analysis Report

Department of Business Administration


1. Relating to periodical updation of curriculum 58/67 have ticked the first three options – ‘Excellent’, ‘Good’ or ‘Satisfactory’. So the response is positive
2. On the suitability of courses for Employability and Skill Development 65/67 have a positive response
3. On the skill oriented/ value added courses 65/ 67 have ticked one of the first three positive options – This indicates positive feedback
4. Regarding healthy ambience of classroom, 57/67 have a positive opinion.
5. On teacher’s preparation and communication, 65/67 have recorded positive options
6. Relating to use of ICT tools by teachers, 67/67 have given a positive feedback – ‘Excellent’, ‘Good’, or ‘Satisfactory’.
7. On fairness of CIA and final evaluation, 63/67 have ticked positive options
8. On the mentoring and counseling system, 65/67 have returned a positive feedback
9. On the efficacy of Guest Lectures, Seminars etc; 66/67 have chosen the first three positive options
10. On availability of research equipment, 66/67 have given a positive feedback
11. Relates to Extension and social outreach initiatives and 63/67 have ticked one of the 3 positive options – ‘Excellent’, ‘Good’ or ‘Satisfactory’
12. Relating to Computer and internet facilities etc 64/67 have a positive opinion
13. Which relates to Library/Lab resources and amenities 65/67 have a positive attitude
14. About scholarships etc. 59/67 have ticked any one of the first three options – ‘Excellent’, ‘Good’ or ‘Satisfactory’
15. On placement and skill development activities 63/67 have a positive opinion
16. About grievance redressal 63/67 have recorded one of the positive options
17. About sports and cultural activities, 61/67 have given positive feedback
18. Relating to the attitude of staff, 66/67 have ticked any one of the first three positive options
19. Relating to gender equity, 65/67 have returned a positive feedback
20. The last question relates to the eco-friendly green ambience of the campus and 66/67 have given positive response



Thus the feedback is highly positive in relation to all the queries. The maximum responses are under 'Excellent' and 'Good' . This is encouraging. However this level of satisfaction is a challenge. It has to be retained over the coming years and also improved upon. As it is often repeated the campaign for excellence is never ending. We are determined to retain and establish our sound relations with all stakeholders especially the student community. To this end the staff make close studies of the best practices in peer institutions and seek to replicate them in our campus, with modifications wherever necessary.


N. SHANMUGASUNDARAM
Assistant Professor and Head
PG and Research Department of
Business Administration
J.J. College of Arts and Science (Autonomous)
Sivapuram Pudukkottai 622 422




Dr. J. PARASURAMAN, M.A., M.B.A., M.C.A.,
M.Phil., B.Ed., P.D.
PRINCIPAL
J.J. College of Arts and Science
(Autonomous)
J.J. Nagar, Sivapuram Post,
PUDUKKOTTAI-622 422

J.J. College of Arts and Science (Autonomous)
Students Feedback on Overall Institutional Performance (2018 – 2021 Batch)
Analysis Report
Department of English

1. Regarding the updation of curriculum, 63/72 (87.5%) have given a positive response (good: 39, excellent :13, satisfactory: 11).
2. Regarding the suitability of the curriculum for promotion of employability and entrepreneurship 61/72 (85%) have a positive opinion (good:42, excellent :9, satisfactory: 10
3. Regarding the offer of skill oriented / value added courses 61/72 (85 %) have given a positive response (good :41, excellent: 15, satisfactory :5
4. Regarding classroom ambience 65/72 (90%) have responded positively
5. Regarding teachers' preparation and communication 67/72 (93%) have given a positive feedback
6. On the use of ICT tools by teachers 59/72 (82%) have a positive opinion.
7. Regarding fairness of CIA 64/72 (88%) have a positive opinion
8. On Monitoring and Counseling 64/72 (88%) have a positive feedback to offer
9. On the efficacy of GL programs, seminars etc., 58/72 (81%) have given positive feedback
10. Regarding the availability of equipments for research activity 59/72 (81.5%) have recorded a positive response.
11. On extension activities 52/72 (72%) have ticked the first three options (good:25, excellent:11, satisfactory:16
12. On availability Digital Resources 57/72 (80%) have offered positive feedback.
13. On Lab, Library and Reprographic facilities, 64/72 (89%) have a positive opinion
14. On scholarships and Freeships 59/72 (81.5%) have a positive opinion
15. Regarding skill development and placement 64/72 (89%) have given positive feedback
16. On grievance Redressal 58/72 (81%) have a positive opinion.\
17. Regarding sports and culture events 65/72 (90%) have expressed a good opinion.
18. On the helpful attitude of staff 63/72 (87%) have recorded a positive opinion
19. On gender equity 65/72 (90%) have recorded positive response
20. On Eco-friendliness of campus 70/72 (97%) have given good response.



From the above analyses, it is seen that the feedback is highly positive. On many queries the option 'poor' has drawn a blank. The majority of the students are happy with the curricula, courses teaching strategies, evaluative systems and all aspects of campus -life. But the quest for excellence and quality-enhancement is never complete. It has to be an ongoing endeavour. To this end, the Department encourages the faculty to study the syllabi and instructional strategies in vogue in institutions of excellence by visiting websites/ campuses/ Research facilities and interact with peer groups to explore best practices for replications with necessary modifications needed if any.

HEAD
DEPARTMENT OF ENGLISH
J.J. College of Arts and Science (Autonomous)
PUDUKKOTTAI - 622 422



Dr. J. PARASURAMAN, M.A., M.P.A., M.C.A.,
M.Phil., B.A., Ph.D.
PRINCIPAL
J.J. College of Arts and Science
(Autonomous)
J.J. Nagar, Sivaperam Post,
PUDUKKOTTAI-622 422